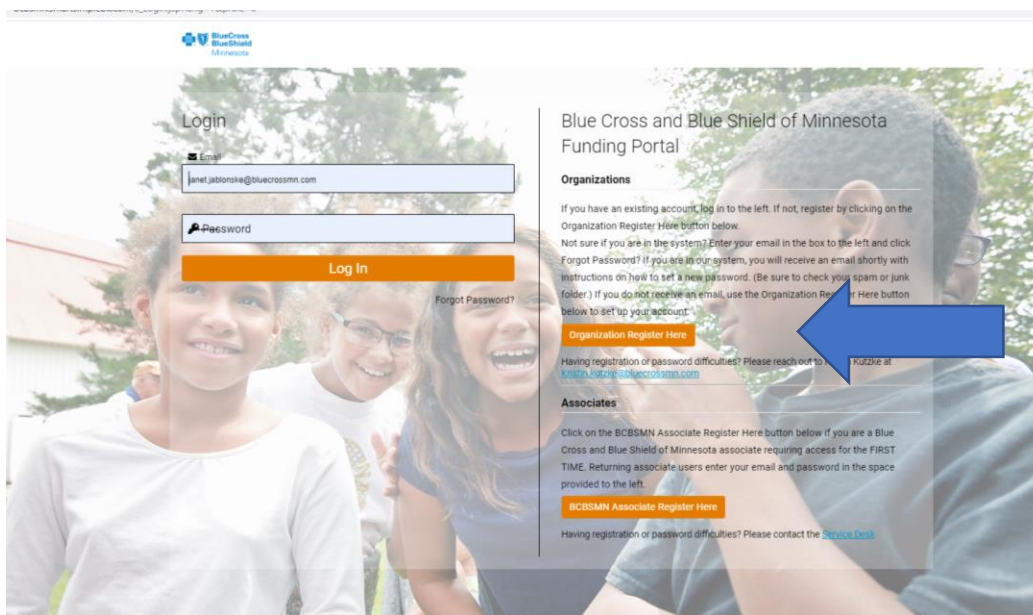


Using a Fiscal Sponsor

If you are using a fiscal sponsor for your grant project, you must first create an account for your own organization in our online application system and register yourself as a contact under the organization you created.

Use the Open Registration option if your organization does not have an EIN or does not appear within the IRS database.

REGISTER



Organization Registration

Please select from the options below to register your organization and contact profile with us.

IRS Registration

Use this option to pull your organization details from the IRS database.

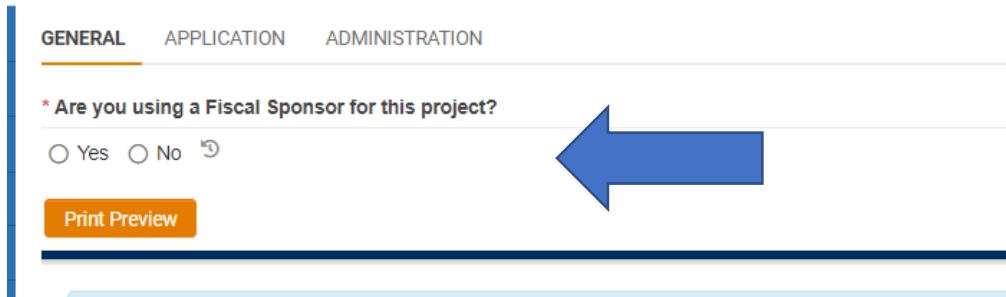
Open Registration

Use this option if your organization does not have an EIN or does not appear within the IRS database



IDENTIFY YOUR FISCAL SPONSOR

When you begin the application, select YES when asked if you are using a Fiscal Sponsor.



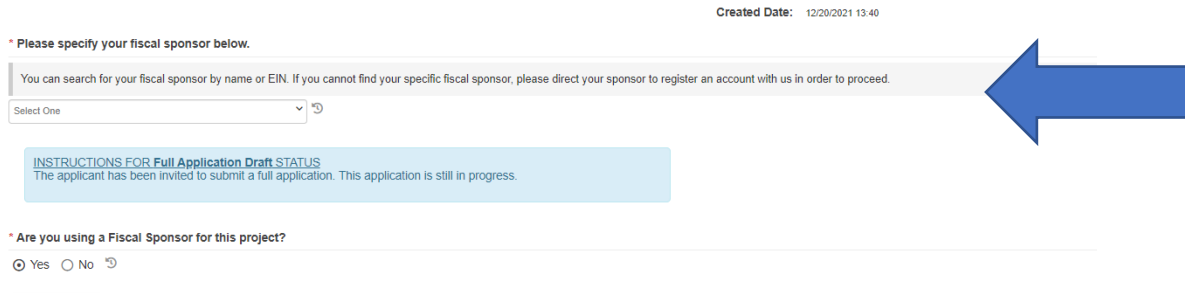
GENERAL APPLICATION ADMINISTRATION

* Are you using a Fiscal Sponsor for this project?

Yes No ↻

Print Preview

You will then be prompted to search for your fiscal sponsor in our database by typing in their legal name or EIN number.*



Created Date: 12/20/2021 13:40

* Please specify your fiscal sponsor below.

You can search for your fiscal sponsor by name or EIN. If you cannot find your specific fiscal sponsor, please direct your sponsor to register an account with us in order to proceed.

Select One

[INSTRUCTIONS FOR Full Application Draft STATUS](#)
The applicant has been invited to submit a full application. This application is still in progress.

* Are you using a Fiscal Sponsor for this project?

Yes No ↻

*IF YOUR FISCAL SPONSOR ISN'T REGISTERED IN OUR SYSTEM

Ask the fiscal sponsor organization to register and create a profile in our system. Once they have completed that step you can then go back and add them as your fiscal sponsor on your application.